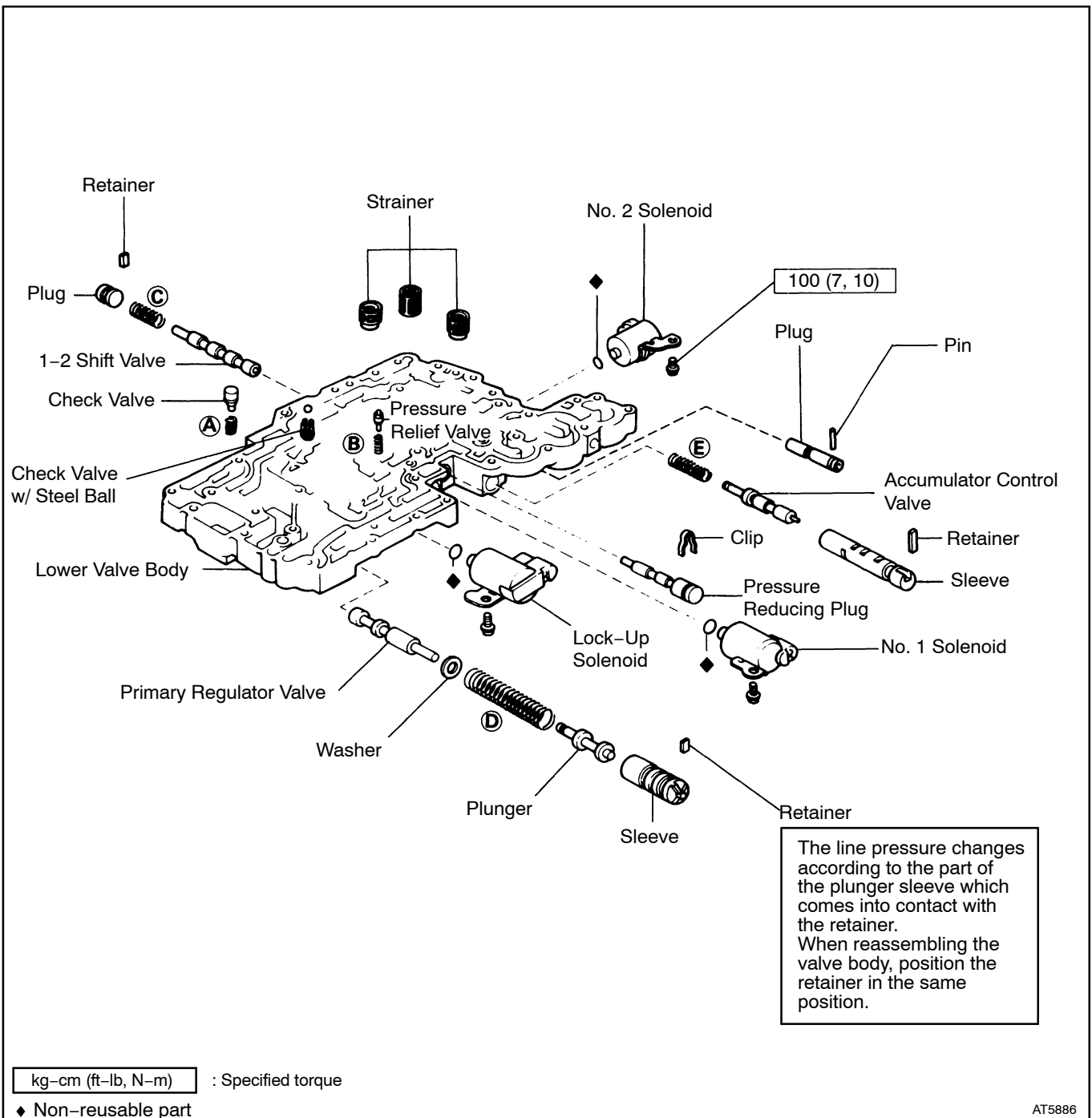


(Lower Valve Body) COMPONENTS

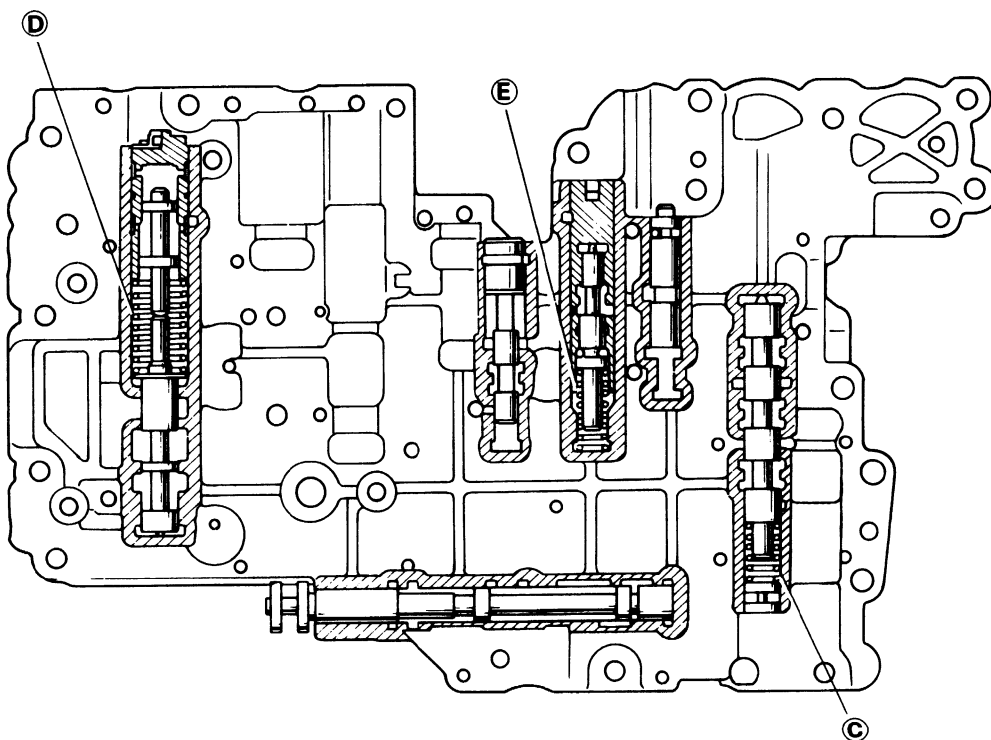


SPECIFICATIONS OF VALVE BODY SPRINGS

Spring		Free length mm (in.)	Coil outer diameter mm (in.)	Total No. of coils	Color
(A)	Check valve	20.2 (0.796)	12.1 (0.476)	6.5	None
(B)	Pressure relief valve	11.2 (0.441)	6.4 (0.252)	7.5	None
(C)	1-2 shift valve	30.8 (1.213)	9.7 (0.382)	10.5	Purple
(D)	Primary regulator valve	TRUCK, 4RUNNER (3VZ-E) SUPRA (7M-GTE) 62.3 (2.453)	18.6 (0.732)	12.5	None
		TRUCK, 4RUNNER (22R-E) CRESSIDA 66.7 (2.626)	18.6 (0.732)	12.5	Purple
		OTHERS 66.7 (2.626)	18.6 (0.732)	12.5	None
(E)	Accumulator control valve	CRESSIDA 36.1 (1.421)	8.9 (0.350)	14.0	White
		OTHERS 33.9 (1.335)	8.8 (0.346)	12.0	Pink

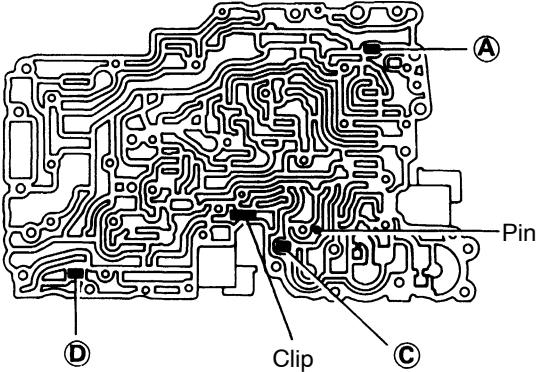
HINT: During reassembly please refer to the spring specifications above to help differentiate the different springs.

SECTIONAL VIEW OF VALVE BODY



LOCATION OF RETAINERS, CLIP, CHECK BALLS, STRAINERS, SPRINGS AND VALVES

1. RETAINER AND CLIP

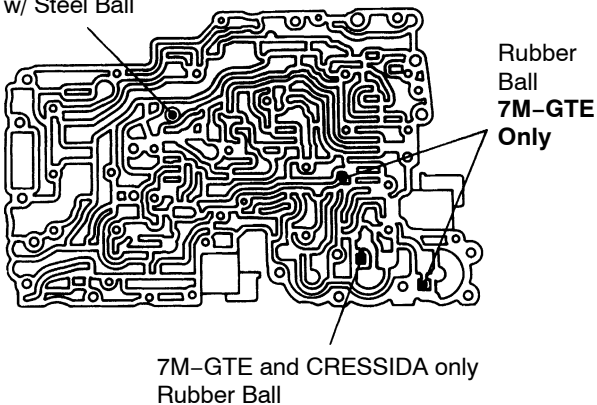


mm (in.)

	Retainer	Height	Width	Thickness
(A)	1-2 shift valve	16.5 (0.650)	6.0 (0.236)	3.2 (0.126)
(B)	Accumulator control valve	21.2 (0.835)	5.0 (0.197)	3.2 (0.126)
(C)	Primary regulator valve	16.2 (0.638)	5.0 (0.197)	3.2 (0.126)

AT5626

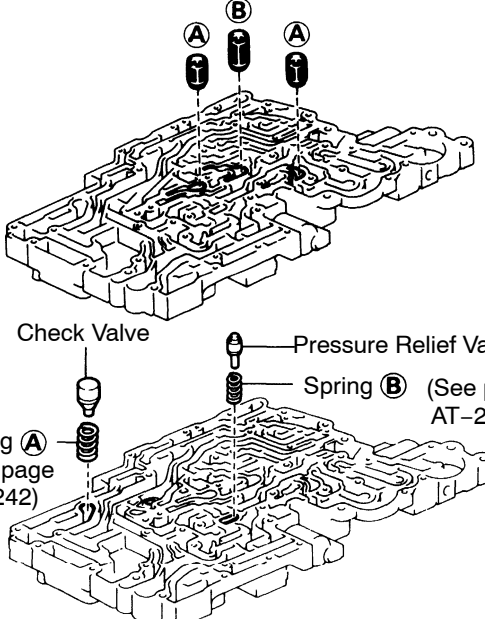
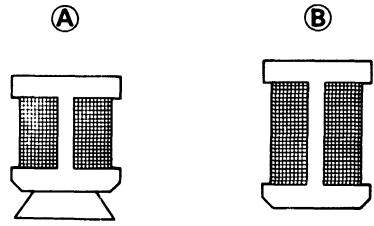
2. CHECK BALL



Check ball	Diameter mm (in.)
Rubber ball	5.54 (0.2181)
Steel ball	6.35 (0.2500)

AT2346

3. STRAINER, SPRING AND VALVE

mm (in.)

	Strainer	Height	Diameter
(A)	Solenoid oil strainer	12.4 (0.448)	10.3 (0.406)
(B)	Throttle oil strainer	19.5 (0.768)	10.3 (0.406)

AT5887

AT3296